

PLEASE CHECK WWW.MOLEX.COM FOR LATEST PART INFORMATION

Part Number: [0190700090](#)
Status: **Active**
Description: InsulKrimp™ Ring Tongue Terminal for 14-16 AWG Wire

Documents:

[Drawing \(PDF\)](#) [RoHS Certificate of Compliance \(PDF\)](#)
[Product Specification PS-19902-009 \(PDF\)](#)

Agency Certification

CSA LR18689
 UL E32244

General

Product Family Ring and Spade Terminals
 Series [19070](#)
 Crimp Quality Equipment Yes
 Mil-Spec N/A
 Product Name InsulKrimp™
 Type Ring

Physical

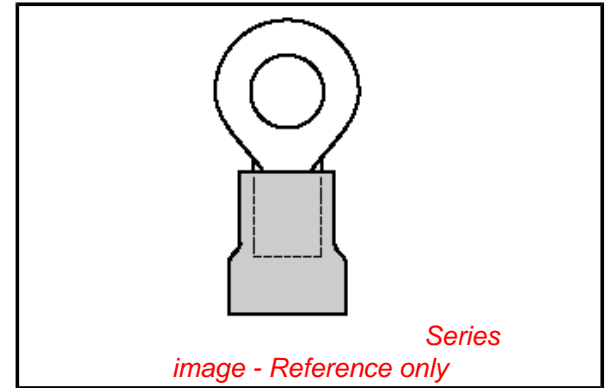
Barrel Type Closed
 Color - Resin Natural
 Flammability 94V-2
 Insulation PVC
 Material - Plating Mating Tin
 Packaging Type Bag
 Stud Size 10 (M5)
 Wire Insulation Diameter 4.40mm (.175") max.
 Wire Size AWG 14, 16
 Wire Size mm² 1.30 - 2.00

Material Info

Old Part Number BB-237-10X

Reference - Drawing Numbers

Product Specification PS-19902-009
 Sales Drawing SD-19070-004



EU RoHS

ELV and RoHS Compliant
REACH SVHC
 Not Reviewed
Halogen-Free Status
Not Reviewed

China RoHS



Need more information on product environmental compliance?

Email productcompliance@molex.com
 For a multiple part number RoHS Certificate of Compliance, [click here](#)

Please visit the [Contact Us](#) section for any non-product compliance questions.

Search Parts in this Series

[19070Series](#)

Application Tooling | [FAQ](#)

Tooling specifications and manuals are found by selecting the products below. Crimp Height Specifications are then contained in the Application Tooling Specification document.

Global

Description	Product #
Hand Crimp Tool	0640010100
Hand Crimp Tool	0640010300
Hand Crimp Tool	0640011400
Crimp Head for the AT-200™ Pneumatic Hand Tool	0640050100
Crimp Head for the AT-200™ Pneumatic Hand Tool	0640050300
Crimp Head for the AT-200™ Pneumatic Hand Tool	0640051400

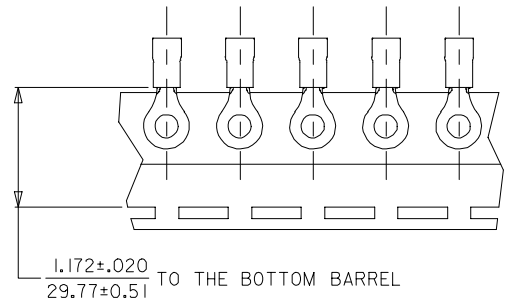
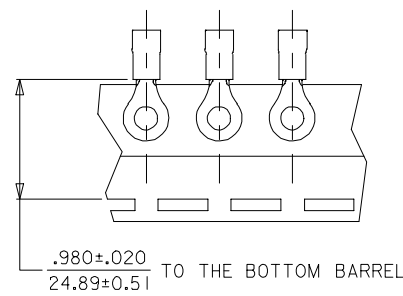
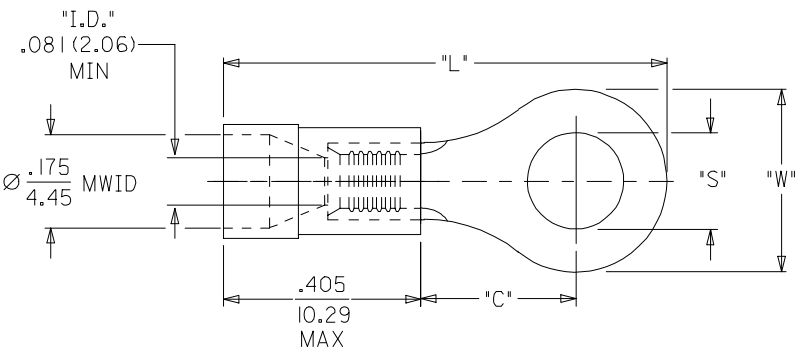
This document was generated on 03/18/2010

PLEASE CHECK WWW.MOLEX.COM FOR LATEST PART INFORMATION

19070

MATERIAL NO. LOOSE PIECE	ENG. NO.	MATERIAL NO. TAPE MOUNTED	ENG. NO.	STUD SIZE	±.003 "S"	"W" MAX.	"C" MIN.	"L" MAX.
190700054	BB-218-10X	-----	-----	10	.198 (5.03)	.544 (13.82)	.535 (13.59)	1.261 (32.03)
190700057	BB-218-14X	190700058	BB-218-14XT	14	.265 (6.73)			
190700059	BB-218-38X	190700061	BB-218-56XT	38	.390 (9.91)			
190700063	BB-218-56X	190700064	BB-218-38XT	56	.328 (8.33)			
190700065	BB-223-02X	190700066	BB-223-02XT	2	.094 (2.39)	.260 (6.60)	.209 (5.31)	.785 (19.94)
190700067	BB-223-04X	190700068	BB-223-04XT	4	.119 (3.02)			
190700069	BB-223-06X	190700070	BB-223-06XT	6	.146 (3.71)			
190700071	BB-223-08X	190700072	BB-223-08XT	8	.173 (4.39)			
190700073	BB-225-10X	190700074	BB-225-10XT	10	.198 (5.03)	.477 (12.11)	.388 (9.86)	1.062 (26.97)
190700075	BB-225-14X	190700076	BB-225-14XT	14	.265 (6.73)			
190700078	BB-225-56X	190700079	BB-225-56XT	56	.328 (8.33)			
190700081	BB-237-04X	190700082	BB-237-04XT	4	.119 (3.02)			
190700083	BB-237-06X	190700084	BB-237-06XT	6	.146 (3.71)	.322 (8.18)	.275 (6.98)	.870 (22.10)
190700086	BB-237-08X	190700087	BB-237-08XT	8	.173 (4.39)			
190700090	BB-237-10X	190700092	BB-237-10XT	10	.198 (5.03)			
190700097	BB-239-06X	190700098	BB-239-06XT	6	.146 (3.71)			
190700099	BB-239-08X	190700100	BB-239-08XT	8	.173 (4.39)	.352 (8.94)	.305 (7.75)	.921 (23.39)
190700102	BB-239-10X	190700104	BB-239-10XT	10	.198 (5.03)			

ENG. NO.
BB-218-**XT ONLY



SALES DRAWING

NOTE(S):
 1. MATERIAL: COPPER (.031/0.79 THICK)
 PLATING: ELECTROPLATE TIN
 2. FERRULE: TIN-PLATED BRASS
 3. INSULATION: BLUE MOLDED PVC.
 4. MWID=MAXIMUM WIRE INSULATION DIA.
 5. ALL DIMENSIONS IN INCHES (MM).
 WIRE SIZE: 16-14 AWG
 1.0 - 2.5 MM²

CORRECTED TYPO'S EC NO: ETC2005-0067 DRWN: BENDERLE2004/10/04 CHKD: R DEROSS2004/10/04 APPR: RDEROSS 2004/10/05	QUALITY SYMBOLS	GENERAL TOLERANCES (UNLESS SPECIFIED)	SCALE NTS	DESIGN UNITS INCH	THIRD ANGLE PROJECTION	REVISE ON CAD ONLY
	DESCRIPTION ▽ = 0 ▽ = 0	mm	INCH	DIMENSION STYLE IN/MM		TITLE RING TONGUE TERMINAL INSULKRIMP 16-14 AWG
		4 PLACES	± ---	± ---	DRAWN BY D.MYRICK	
	REV	3 PLACES	± ---	± ---	CHECKED BY HBEITZEL	DATE 04/06/15
2 PLACES		± ---	± ---	APPROVED BY RDEROSS	DATE 04/06/15	DOCUMENT NO. SD-19070-004
B1	1 PLACE	± ---	± ---	DRAFT WHERE APPLICABLE		SHEET NO. 1 OF 1
		ANGULAR ±1/2°	MUST REMAIN WITHIN DIMENSIONS		THIS DRAWING CONTAINS INFORMATION THAT IS PROPRIETARY TO MOLEX INCORPORATED AND SHOULD NOT BE USED WITHOUT WRITTEN PERMISSION	